



Daily trading plan for Sept. 5, 2007

1. ESU7 IN PREVIOUS DAY

Open	High	Low	Closing
1474.00	1499.25	1473.25	1489.50

2. PIVOTS FOR ESU7

	Daily	Weekly	Monthly	Yearly
R3	1527.42	1546.08	1669.33	1722.00
R2	1513.33	1515.42	1589.92	1583.50
R1	1501.42	1496.08	1533.33	1506.00
PPT	1487.33	1465.42	1453.92	1367.50
S1	1475.42	1446.08	1397.33	1290.00
S2	1461.33	1415.42	1317.92	1151.50
S3	1449.42	1396.08	1261.33	1074.00

3. FOCUS NUMBERS (intra-day Position trading)

Sell levels	Buying levels
1493.75 -94.75(Sell#)	1478.50-79 (first Buy#)
1510.75 (Second Sell#)	1468.25 (second Buy#)

4. MAJOR RESISTANCE AND SUPPORT LEVELS FOR TODAY

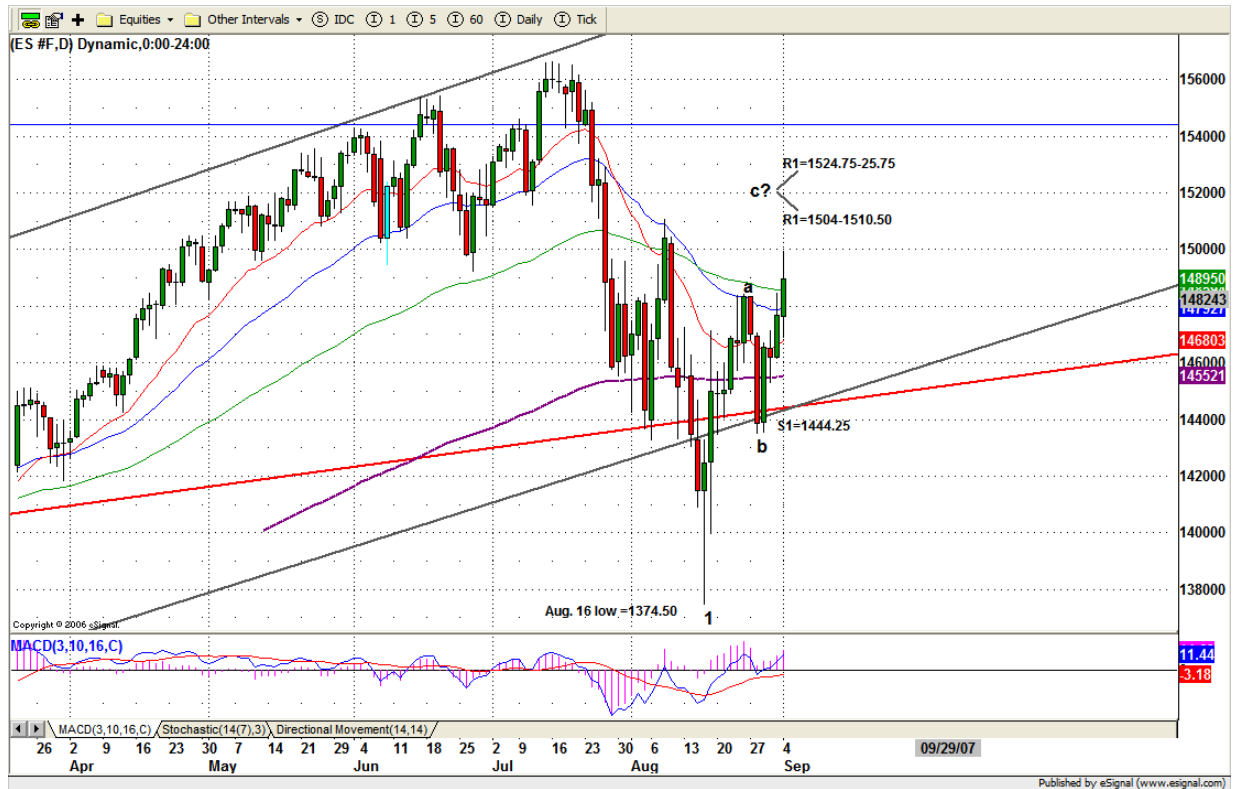
Resistance	1496.25	1503.75	1510.75	1515.75	1524.75
Support	1485.00	1473.25	1468.25	1465.25	1461.25

5. DAILY OUTLOOK

Yesterday ES broke out 1493.50 level and attempted to fill the gap at 1504 created on Aug. 9. Unfortunately it failed due to lack of the time. But it managed to close above 89 day moving average line. Today we may see ES try it again as long as 1485 level holds price up.

Short term ES is approaching overbought territory. Also today is a minor CIT day. Testing yesterday's high or making a higher high and then reversal should be expected during regular trading hour. ES is struggling to make C top.

ESU7 DAILY Chart



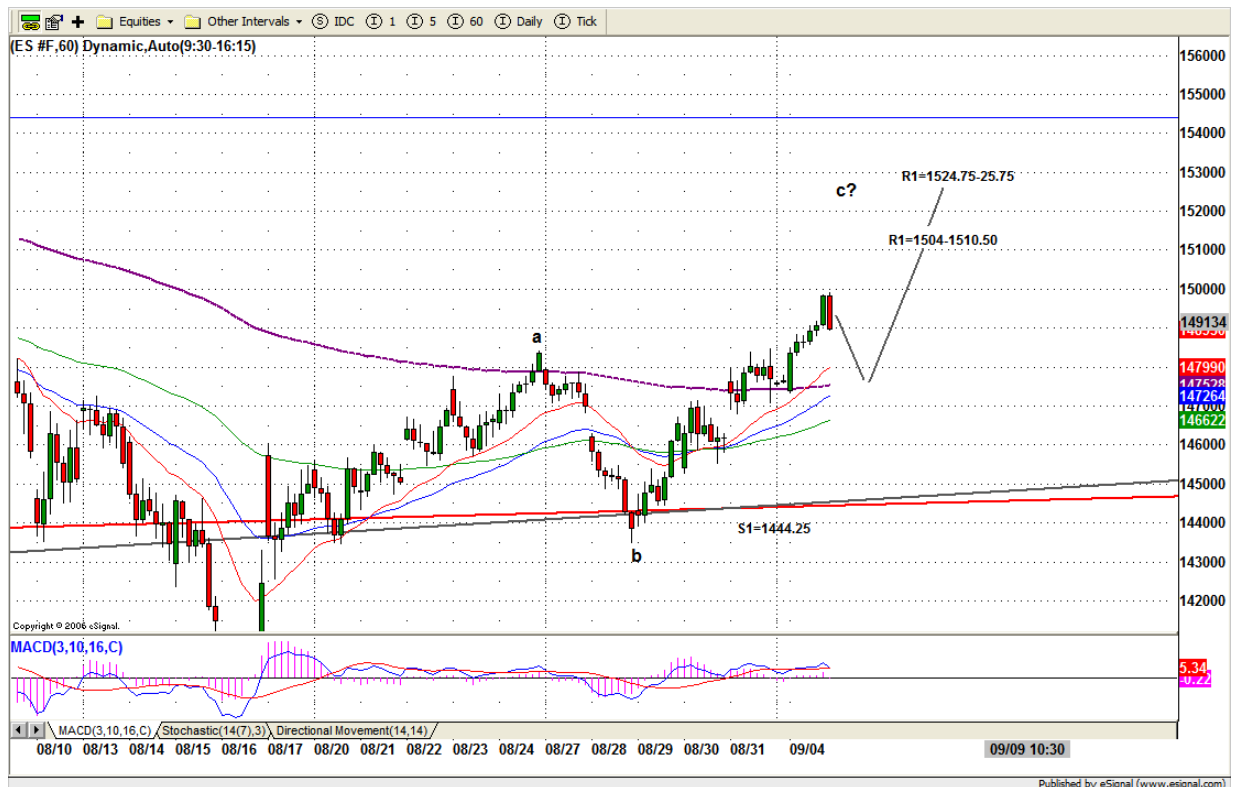
6. TRADING STRATEGY FOR Sept. 5, 2007

First day of the month, ES closed in the green, normal for the first day, by making a higher move on small volume. Today we need to see if ES can hold yesterday's gain in order to walk through the major resistance zone from 1504-1510.50 range. Fail to breakout this resistance zone, a deep pullback should be expected.

If in the morning ES pulls price back into 1485 and holds above, upside move to 1493-96 should be expected. If ES fails to hold price above 1485-83 range, we are likely to see price dip into 1473.25 level for testing. That means that yesterday's buyers at 1473.25 also face the risk of a squeeze.

Intraday swing position entry on short side:
1493.75(Scalping) 1504.75 (agg) and 1510.50 (cons)
Intraday swing position entry on long side:
1478.50 (scalping) 1468.25 (agg) and 1461.25 (cons)

ESU7 INTRADAY



7. PREDICTION FOR TODAY'S MOVEMENT

Current (interval=3.90)

1507.81	+2/8
1503.91	+1/8
1500.00	8/8
1496.09	7/8
1492.19	6/8
1488.28	5/8
1484.38	4/8
1480.47	3/8
1476.56	2/8
1472.66	1/8
1468.75	0/8
1464.84	-1/8
1460.94	-2/8

Up (Interval=3.90)

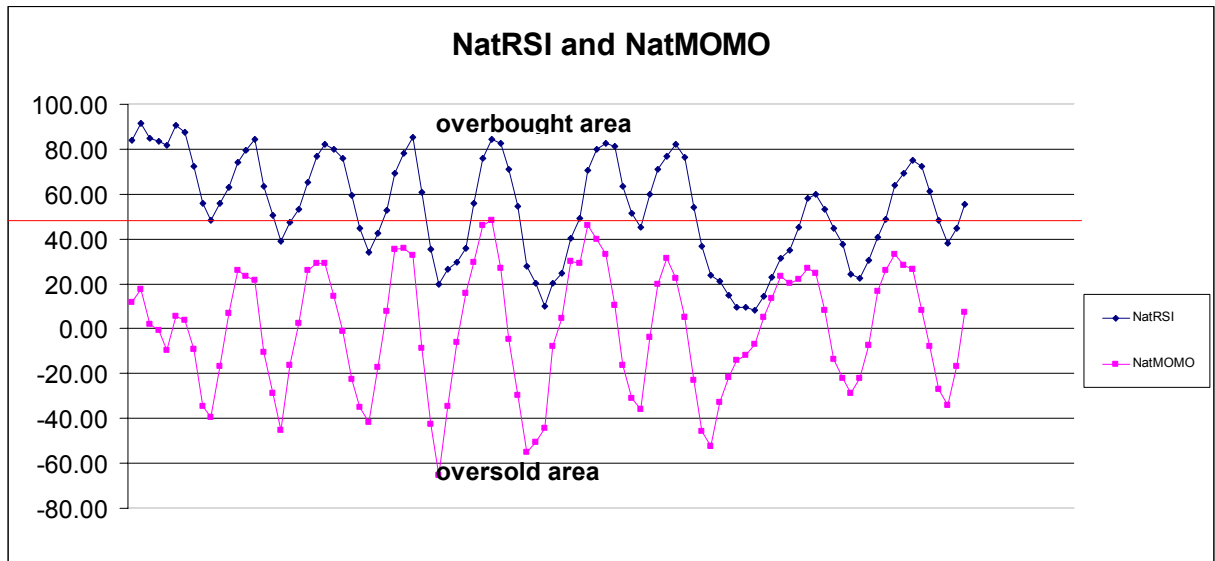
1523.44	+2/8
1519.53	+1/8
1515.63	8/8
1511.72	7/8
1507.81	6/8
1503.91	5/8
1500.00	4/8
1496.09	3/8
1492.19	2/8
1488.28	1/8
1484.38	0/8
1480.47	-1/8
1476.56	-2/8

Down (Interval=3.90)

1507.81	+2/8
1503.91	+1/8
1500.00	8/8
1496.09	7/8
1492.19	6/8
1488.28	5/8
1484.38	4/8
1480.47	3/8
1476.56	2/8
1472.66	1/8
1468.75	0/8
1464.84	-1/8
1460.94	-2/8

8. OTHER INDICATORS

NatRSI (1day)	NatRSI (5day)	NatMoMo	ATR 10	Waist number
0.80	0.55	7.17	20.30	1481.75
overbought	neutral			



9. WEEKLY ECONOMIC REPORTS (<http://www.tradethenews.com/weekly-calendar.php>)

Date	ET	Release	For	Actual	Briefing.com	Consensus	Prior
Sep 05	10:00	Pending Home Sales	Jul				5.0%
Sep 05	10:30	Crude Inventories	08/31		NA	NA	-3486K
Sep 05	14:00	Fed's Beige Book					
Sep 06	08:30	Initial Claims	09/01		320K	NA	334K
Sep 06	08:30	Productivity-Rev.	Q2		2.5%	2.3%	1.8%
Sep 06	10:00	ISM Services	Aug		NA	54.5	55.8
Sep 07	08:30	Nonfarm Payrolls	Aug		130K	120K	92K
Sep 07	08:30	Unemployment Rate	Aug		4.7%	4.6%	4.6%
Sep 07	08:30	Hourly Earnings	Aug		0.3%	0.3%	0.3%
Sep 07	08:30	Average Workweek	Aug		33.8	33.8	33.8
Sep 07	10:00	Wholesale Inventories	Jul		0.5%	0.5%	0.5%