



Daily trading plan for July 3, 2007

1. ESU7 IN PREVIOUS DAY

Open	High	Low	Closing
1521.75	1532.75	1520.75	1531.00

2. PIVOTS FOR ESU7

	Daily	Weekly	Monthly	Yearly
R3	1547.58	1567.75	1607.75	1722.00
R2	1540.17	1549.00	1581.00	1583.50
R1	1535.58	1532.25	1548.25	1506.00
PPT	1528.17	1513.50	1521.50	1367.50
S1	1523.58	1496.75	1488.75	1290.00
S2	1516.17	1478.00	1462.00	1151.50
S3	1511.68	1461.25	1429.25	1074.00

3. FOCUS NUMBERS (intra-day Position trading)

Sell levels	Buying levels
1537.25-40 (First Sell#)	1523.25 (first Buy#)
1547.25 (Second Sell#)	1516.50-1514.50 (second Buy#)

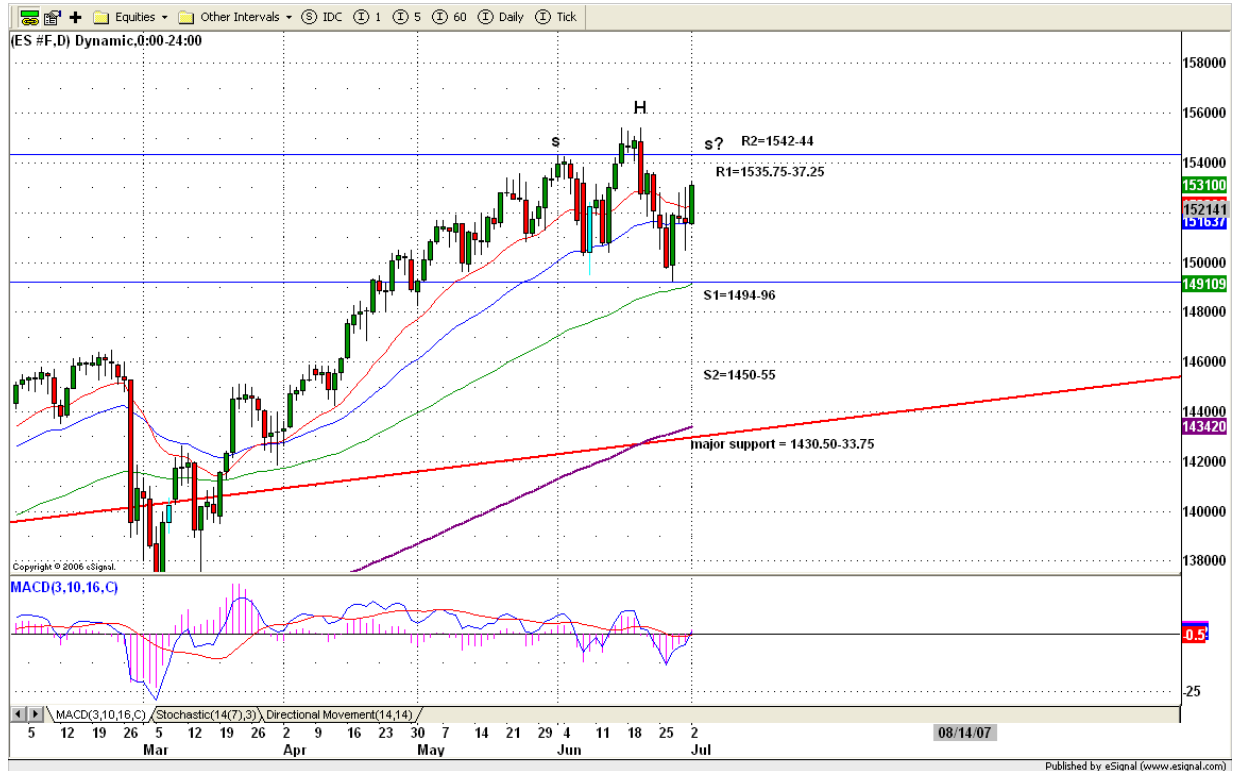
4. MAJOR RESISTANCE AND SUPPORT LEVELS FOR TODAY

Resistance	1533.25	1537.50	1540.00	1544.25	1549.25
Support	1523.50	1519.75	1515.50	1512.75	1508.25

5. DAILY OUTLOOK

First day of July plus coming holiday on Wednesday, yesterday's cheerful rally may continue in today's early morning. Looking for major resistance zone to kick in around 1535.75-1540. ES could hit this resistance zone before it reverse down sharply.

ESU7 DAILY Chart

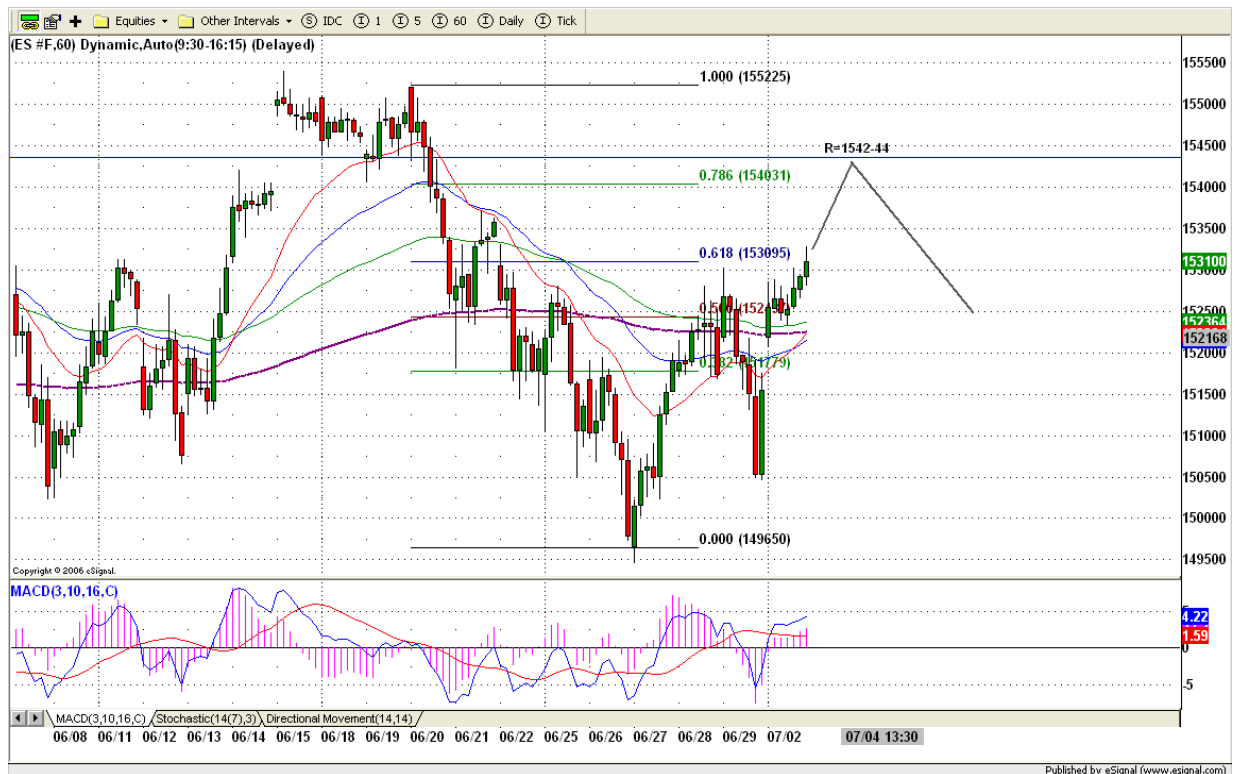


6. TRADING STRATEGY FOR July 3, 2007

ES gaped up past 1520 for open and remained at higher level for closing. Today we may see price continue going higher to 1535.75 to fill June 21's gap or complete its bullish pattern around 1540 in the early morning. Because of the holiday on Wednesday, today will be a short day. Low volume can easily distort the price. Pay attention on those resistance levels and scaling on the short side.

Intraday swing position entry on short side:
1535.75 (scalping) and 1537.25-38.75 (agg) and 1546.50-47.25(cons)
Intraday swing position entry on long side:
1521.50 (scalping) 1515.00 (agg) and 1510.50(cons)

ESU7 INTRADAY



7. PREDICTION FOR TODAY'S MOVEMENT

Current (interval=1.95)

1535.16	+2/8
1533.20	+1/8
1531.25	8/8
1529.30	7/8
1527.34	6/8
1525.39	5/8
1523.44	4/8
1521.48	3/8
1519.53	2/8
1517.58	1/8
1515.63	0/8
1513.67	-1/8
1511.72	-2/8

Up (Interval=3.90)

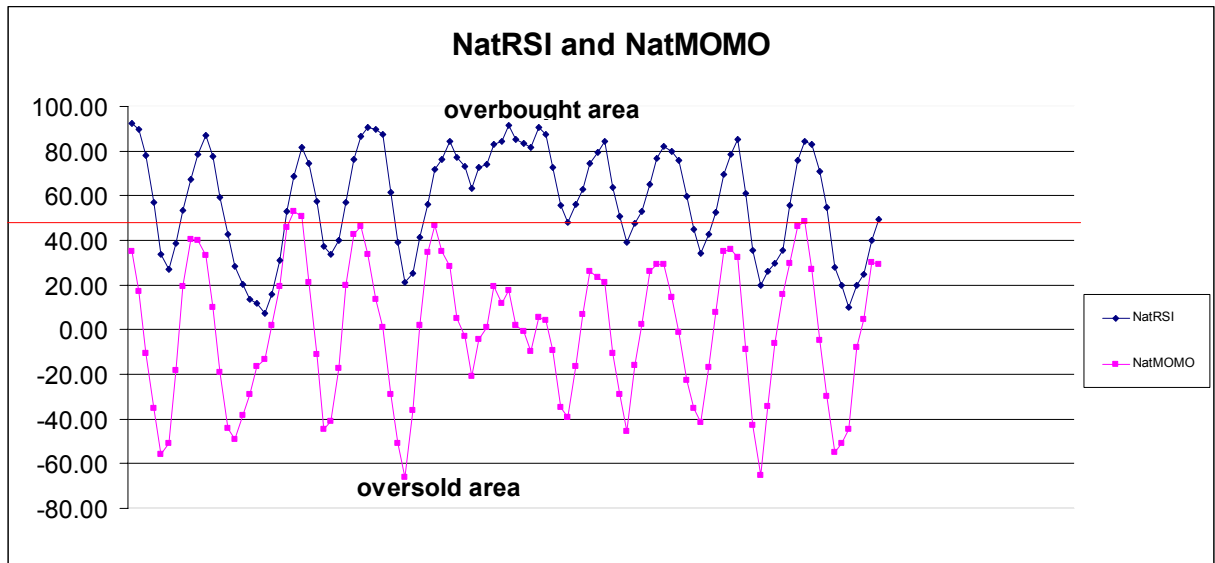
1570.31	+2/8
1566.41	+1/8
1562.50	8/8
1558.59	7/8
1554.69	6/8
1550.78	5/8
1546.88	4/8
1542.97	3/8
1539.06	2/8
1535.16	1/8
1531.25	0/8
1527.34	-1/8
1523.44	-2/8

Down (Interval=3.90)

1554.69	+2/8
1550.78	+1/8
1546.88	8/8
1542.97	7/8
1539.06	6/8
1535.16	5/8
1531.25	4/8
1527.34	3/8
1523.44	2/8
1519.53	1/8
1515.63	0/8
1511.72	-1/8
1507.81	-2/8

8. OTHER INDICATORS

NatRSI (1day)	NatRSI (5day)	NatMoMo	ATR 10	Waist number
0.88	0.49	29.36	19.50	1526.88
overbought	Neutral			



9. WEEKLY ECONOMIC REPORTS (<http://www.tradethenews.com/weekly-calendar.php>)

Projected Economic Releases for This Week

(Consensus Forecasts vs. Previous Report)

Jul 3

Factory Orders	10:00	May	NA vs 0.3%
Pending Home Sales	10:00	May	N/a vs -3.2%
Auto Sales	18:00	Jun	NA vs 5.5M
Truck Sales	18:00	Jun	NA vs 6.8M

Jul 5

Initial Claims	8:30	06/30	NA vs 313K
ISM Services	10:00	Jun	58.0 vs 59.7
Crude Inventories	10:30	06/29	NA vs 1562K

Jul 6

Nonfarm Payrolls	8:30	Jun	NA vs 157K
Unemployment Rate	8:30	Jun	NA vs 4.5%
Hourly Earnings	8:30	Jun	NA vs 0.3%
Average Workweek	8:30	Jun	NA vs 33.9